


GE Healthcare

# Giraffe™ OmniBed™ Carestation™

Combining Technology and Experience to Send Babies Home Healthy





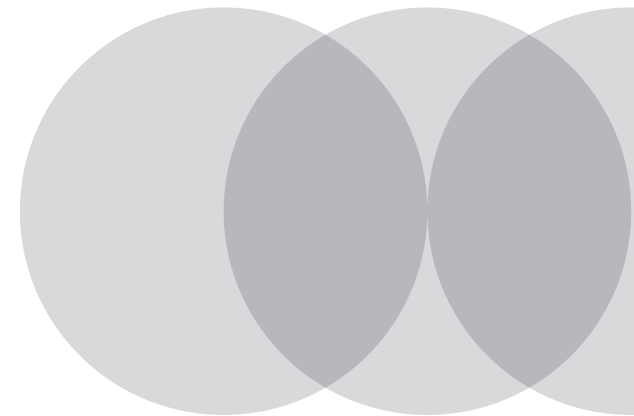
# Healthy Growth and Development is a Journey

The first moments of a baby's life are filled with joy. Yet, in those instances when a newborn requires extra care in the NICU, it can also be a time of anxiety for parents and one of intensity for caregivers.

At GE Healthcare we are committed to making the path toward sending babies home as safe, comfortable and quick as possible through advanced technology. Designed with babies, and their families in mind, the Giraffe OmniBed Carestation creates a controlled, protected microenvironment for peaceful, fast healing—bringing babies one step closer to caregivers' expertise, their parents' embrace and to going home healthy.

From delivery to discharge, the Giraffe OmniBed Carestation is designed to address the changing and complex demands of the NICU by helping to provide:

- Comfortable, consistently controlled thermal environments
- Provide continuous warmth during transport with the addition of the Giraffe Shuttle™ - One Baby. One Bed. solution
- Neurodevelopmentally supportive, family-centered care solution
- Improved patient access and visibility
- User-friendly, high tech features and functionality
- Reliable clinical performance





# Everything You Need, Every Step of the Way

GE Healthcare wrote a new chapter in high acuity neonatal care when it pioneered The Giraffe Family—including its exceptional Giraffe OmniBed combination incubator and radiant warmer.

Since then, neonatal care and practices have evolved, so did our Giraffe product family. The journey continues with the next generation Giraffe Carestation.

Built on our long standing expertise and experience, the Giraffe OmniBed Carestation incorporates key innovations, keeping the continuity in mind while reinforcing our long term commitment to infant care in both labor and delivery wards and NICUs. It is designed to help caregivers improve clinical workflow while addressing their daily challenges such as infection control and connectivity.

Together we are creating the path to positive growth and neurodevelopment care.





# Empowering Caregivers' Expertise

In critical care environments when every second counts, technology needs to work for you. The Giraffe OmniBed Carestation simplifies and enhances the clinical workflow by providing caregivers the intuitive and reliable neonatal solution they need to support clinical challenges and manage babies toward better health.



# The Best of Both Worlds

A full-featured incubator and radiant warmer in one, making the Giraffe OmniBed Carestation micro-environment very special.



As an **incubator** the close and protected microenvironment provides stable and controlled thermoregulation delivery and control of humidity and oxygen level.



As a **radiant warmer** the patient receives a uniform, focus and quick warmth while maintaining a very comfortable working environment for the caregiver. The exceptional performance during the transition phase from close to open and reverse provides uninterrupted thermoregulation while allowing full patient access required during specific procedures.



Low noise fan and comfortable **pressure-diffusing mattress** offer babies the soothing environment they need to rest and heal. The pressure-diffusing mattress reacts to the impact of the baby's body, reducing pressure points while decreasing motion and disruption, and increasing comfort. The **patented translating Baby Susan™ rotating full 360° mattress** enhances productivity by allowing the caregiver to easily position the baby for clinical procedures and to facilitate effortless family bonding.





**Streamlined workflow** – the large color display (10.4 inches) and touchscreen user interface helps caregivers optimizing their workflow while monitoring and controlling the baby's environment. Ready to apply **comfort zone**, quick **admission** and **weighting procedures**, and direct access to the settings make it easy to operate.



Allows **care consistency** – the activation of the one touch **Air Boost** protects baby from heat loss when either panel or porthole is opened. In addition, the rotating mattress, the positioning of the tilt mechanism, will also support caregivers' efforts getting things right the first time while minimizing unnecessary negative touches to the patients.



**Personalized approach** with the **customized screens** such as clinical trends and screen themes that contribute to the creation of an exceptional patient- and family friendly care environment supporting the clinical needs and providing continued highly visible monitoring.



**Infection control** is an important topic in the NICU. The Giraffe OmniBed Carestation is designed not to promote bacterial or fungal growth<sup>1</sup>. The **hands-free alarm silence** allows caregivers, with a wave of hand, to turn off the alert eliminating unnecessary procedure interruption and baby stimulation.



Because **connectivity** is the foundation of any care station, our Giraffe OmniBed Carestation has connectivity capabilities which allow communication with electronic healthcare records and hospital information systems; it is equipped for future updates and upgrades.

# Enabling Parents' Embrace

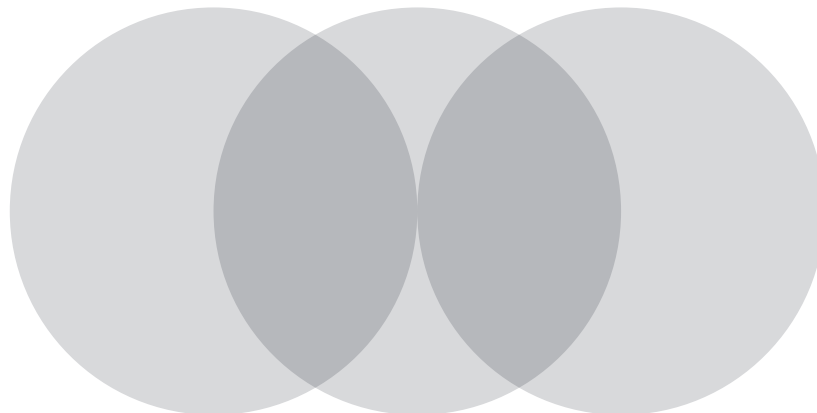

When it comes to a baby's growth and development, parental touch—and peace-of-mind—can make all the difference.

The Giraffe OmniBed Carestation supports Family Centered Care and gives parents the access and assurance they need to nurture and guide their baby through the journey of life's first critical moments.

Babies are our future, and we'll do everything thanks to the Giraffe OmniBed Carestation, to be sure we're helping them thrive from day one. It seems so simple, but means so much.

GE Healthcare works with caregivers and parents to help babies grow, develop and go home healthy.

We are on this journey together!







# Specifications

## Dimensions

- Maximum height:  
Canopy down: 70 in (178 cm)  
Canopy up: 94 in (239 cm)
- Minimum height:  
Canopy down: 60 in (152 cm)  
Canopy up: 82.3 in (209 cm)
- Footprint: 45 in x 26 in (114 cm x 66 cm)
- Weight: 328.5 lb (149kg)
- Floor to mattress height: 32 in to 44 in (81 cm to 111 cm)
- Mattress size: 25.5 in x 19.2 in (64.8 cm x 48.8 cm)
- Access door size: 9 in x 31 in (23 cm x 78 cm)
- Drawer size: 19 in x 20 in (48 cm x 50 cm)
- Drawer depth: 8 in (20 cm)

## Physical Characteristics

- Full Color Touch Display: 10.4 inch (26.4 cm) LCD
- Mattress tilt angle: 12°, continuously variable
- Microfilter: 0.5 $\mu$  - 99.8% efficiency (3M Filtrete™)
- Data collection: RS-232
- Tubing access ports: 8

## Power Requirements

11.5 A @ 100v ~, 50/60 Hz	2 A @ 100v ~, 50/60 Hz (Acc. Outlet)
9.5 A @ 115v ~, 50/60 Hz	2 A @ 115v ~, 50/60 Hz (Acc. Outlet)
5.5 A @ 220v ~, 50/60 Hz	1 A @ 220v ~, 50/60 Hz (Acc. Outlet)
5.5 A @ 230v ~, 50/60 Hz	1 A @ 230v ~, 50/60 Hz (Acc. Outlet)
5.5 A @ 240v ~, 50/60 Hz	1 A @ 240v ~, 50/60 Hz (Acc. Outlet)

Inrush for 1/2 cycle current <80 A

### **User Control Settings**

- Baby (servo) temperature control: 35-37.5°C in 0.1° increments (Regulates baby temperature in both open and closed bed modes)
- Manual radiant power control: 0-100% in 5% increments
- Air temperature control: 20-39°C in 0.1° increments
- Servo humidity control range: 30-95% relative humidity in 5% increments

### **System Performance**

- Expected Service Life: The device is designed to last at least 7 years in normal use when operated, maintained, and serviced in accordance with the instructions provided in the provided manuals. With proper maintenance and repairs, the service life can be extended as long as service parts are available.
- Open Bed Performance, Radiant Heater  
Mode: Radiant Heater Element: 450-480 watts
- Closed Bed Performance, Incubator  
Mode: Patient measurement accuracy:  $\pm 0.3^{\circ}\text{C}$  between 30° and 42°C
- Air velocity:  $\leq 10$  cm/sec WhisperQuiet™ Mode
- CO<sub>2</sub> level: 0.3%
- Sound level (within patient compartment): Average 40 dBa (in Whisper Quiet™ mode closed bed sound level measured 10 cm above the center of the mattress)
- Alarm sound level: Adjustable audible levels

### **In-Bed Scale Performance**

- Accuracy:  $\pm 0.35$  oz (10 g)
- Range: 0.66 lbs. to 17.6 lb. (300 g to 8 kg)

#### Resolution:

- 10 g (Factory setting) or 5 g (user selectable on non-EU scales)  
The resolution of scales distributed in the EU region may vary depending on the scale revision:
- Scales with revision 2.72 only have a resolution option of 10 g.
- Scales with revision 2.86 have a resolution of 5 g for weights up to 5 kg and a resolution 10 g for weights from 5 kg to 8 kg.
- The resolution on EU scales with software 2.86 and above is not user selectable.

*Note: For the European Union (EU) and the European Free Trade Association (EFTA) member states in Europe, check with your local regulations with respect to the Non-Automated Weighing Instrument (NAWI) directive as to the process and frequency for scale calibration.*





<sup>1</sup> "Testing for bacterial colonization in a Giraffe humidification system" study;  
Published in Neonatal Intensive Care, Vol. 15 No. 2, March, April 2002

## [www.gehealthcare.com](http://www.gehealthcare.com)

GE Healthcare provides transformational medical technologies and services that are shaping a new age of patient care.

Our broad expertise in medical imaging and information technologies, medical diagnostics, patient monitoring systems, drug discovery, biopharmaceutical manufacturing technologies, performance improvement and performance solutions services help our customers deliver better care to more people around the world at a lower cost.

In addition, we partner with healthcare leaders, striving to leverage the global policy change necessary to implement a successful shift to sustainable healthcare systems.

© 2016 General Electric Company – All rights reserved.

GE and GE Monogram are trademarks of General Electric Company.  
Giraffe, Giraffe Shuttle, Carestation, OmniBed, Baby Susan and Whisper Quiet are trademarks of General Electric Company.

All other company and product names mentioned may be trademarks of the companies with which they are associated.

GE Healthcare, a division of General Electric Company

GE Healthcare  
P.O. Box 900,  
FIN-00031 GE, Finland  
GE Direct United Kingdom: +44 (0) 800 0329201

## Imagination at work