

GE Healthcare Education Services

Customer Support

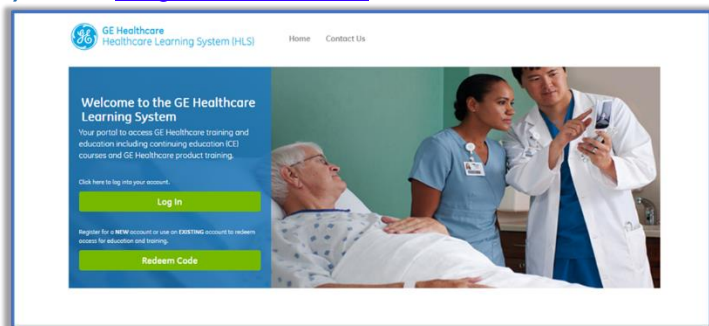


Welcome to the Healthcare Learning System!

Please follow the steps below to access your online training modules.

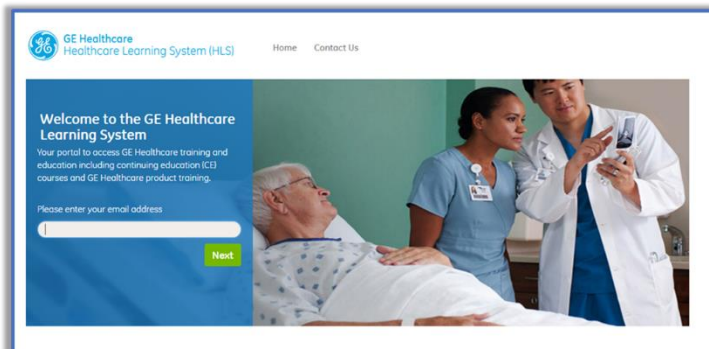
Access Instructions – NEW USERS

1) Go to: hls.gehealthcare.com



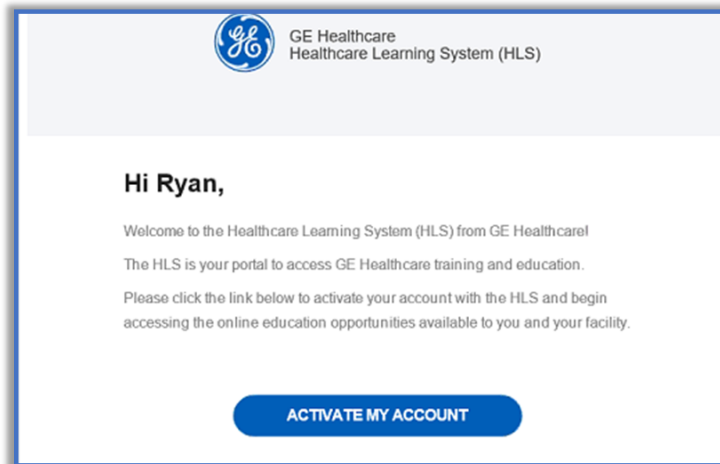
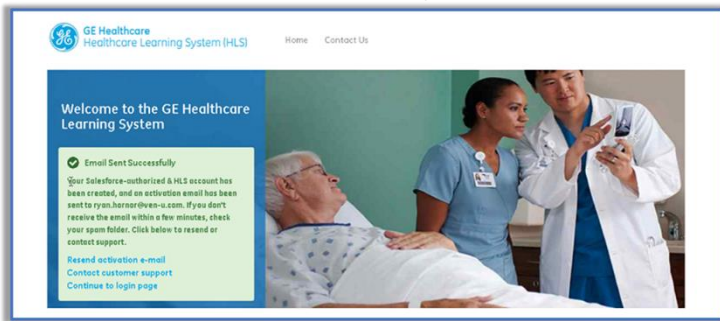
2) **Redeem Code:** Click on 'Redeem Code', enter your e-mail address, then enter the included Redemption Code and click Continue.

Redemption Code for CARESCAPE™ R860 Ventilator Product Training: **GEHC-R860**

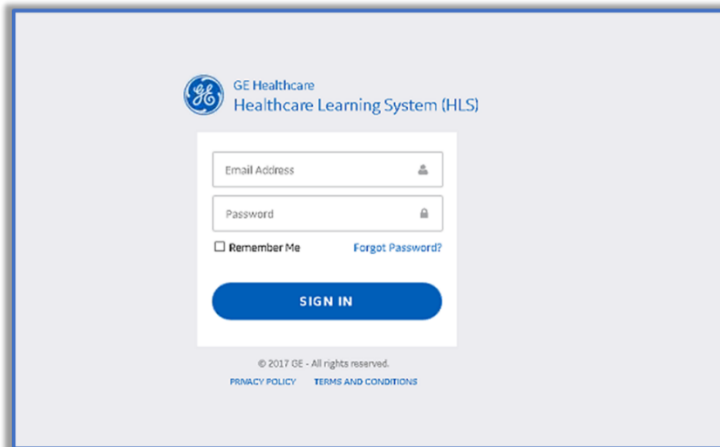


3) Register: First-time users will need to complete the registration form and click Continue, then confirm your information. Use the facility field to search for your location by name or address. If you cannot locate your facility, check the 'Facility Not Listed' box and enter your facility's name and address in the fields provided.

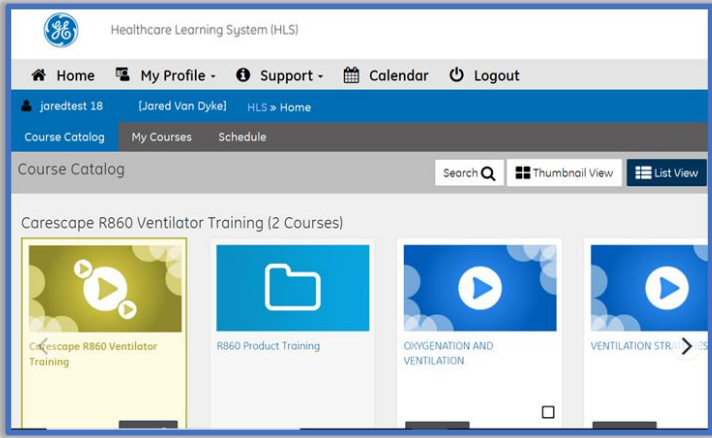
4) Check E-mail: You should have received a separate e-mail from gehc.logondonotreply@ge.com. Click the link in this e-mail to activate your account.



5) Log In: Enter your e-mail address and the password you just created.



6) Access Your Training: Listed in the 'Catalog' tab will be all courses that you have access to. Courses you have previously enrolled in can be viewed from the 'My Courses' tab.



After completing a course, you can print certificates from the Learning History.

HLS Customer Support Team

GE Healthcare, Education Services

Email: geeducation@ge.com

JB77309XX(2)