



Imaging Protocol Manager

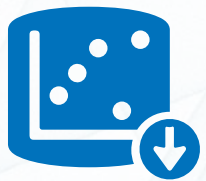
The right exam. Every time. Effortlessly.

gehealthcare.com



THE IMAGING LANDSCAPE


Goals



Reduce variation



Meet regulatory requirements



Help improve imaging consistency



Streamline workflow and increase efficiency



Improve culture and staff satisfaction



THE IMAGING LANDSCAPE

Challenges



Environment

Currently, protocol teams need to update each imaging device manually using a USB drive. This can result in inconsistency, patient risks, and costly inefficiencies.



Economics

Managing and updating protocols can create financial stress on an organization. The average cost for optimizing 30 CT protocols is \$42,000.¹



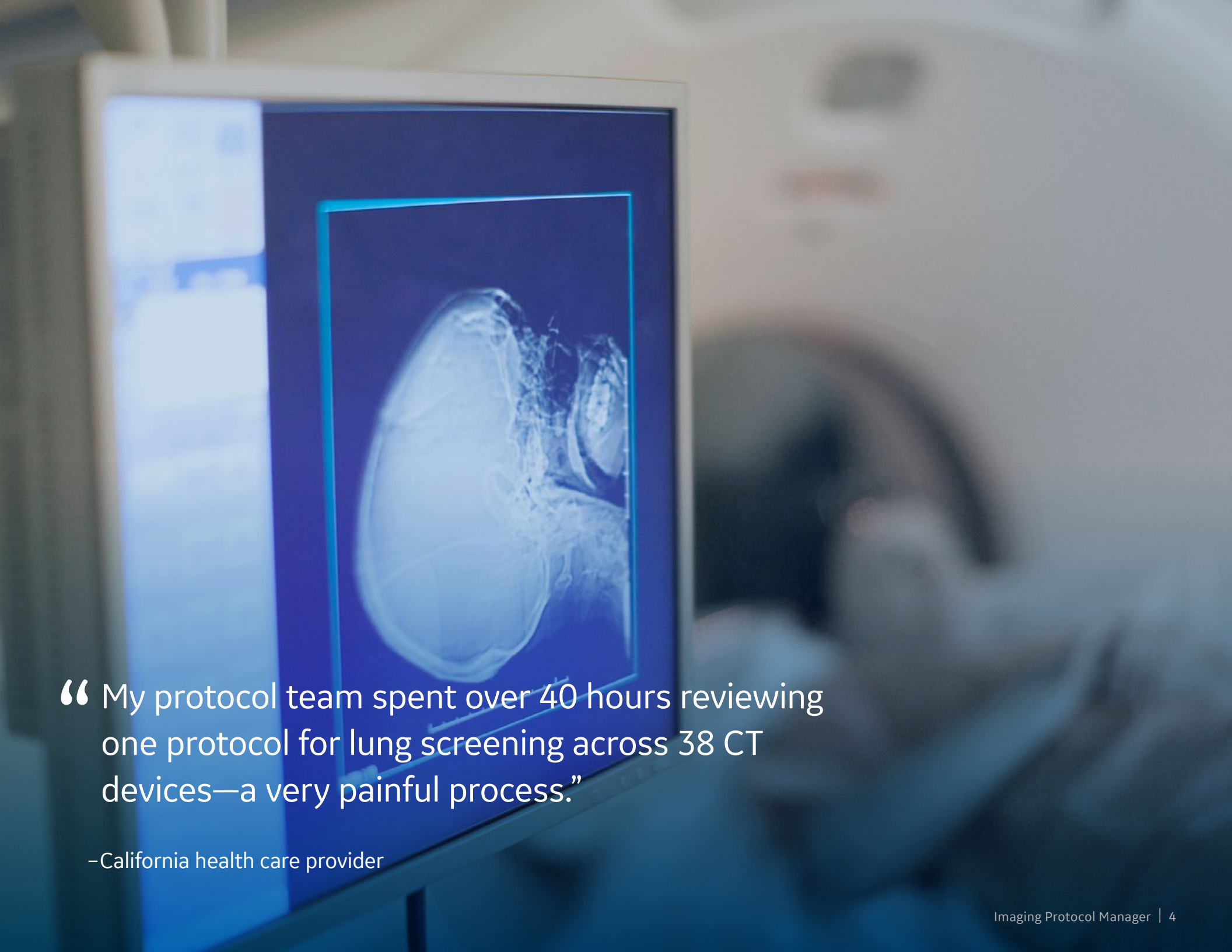
Regulations

Varied and changing requirements for managing protocols make compliance and transparency difficult.



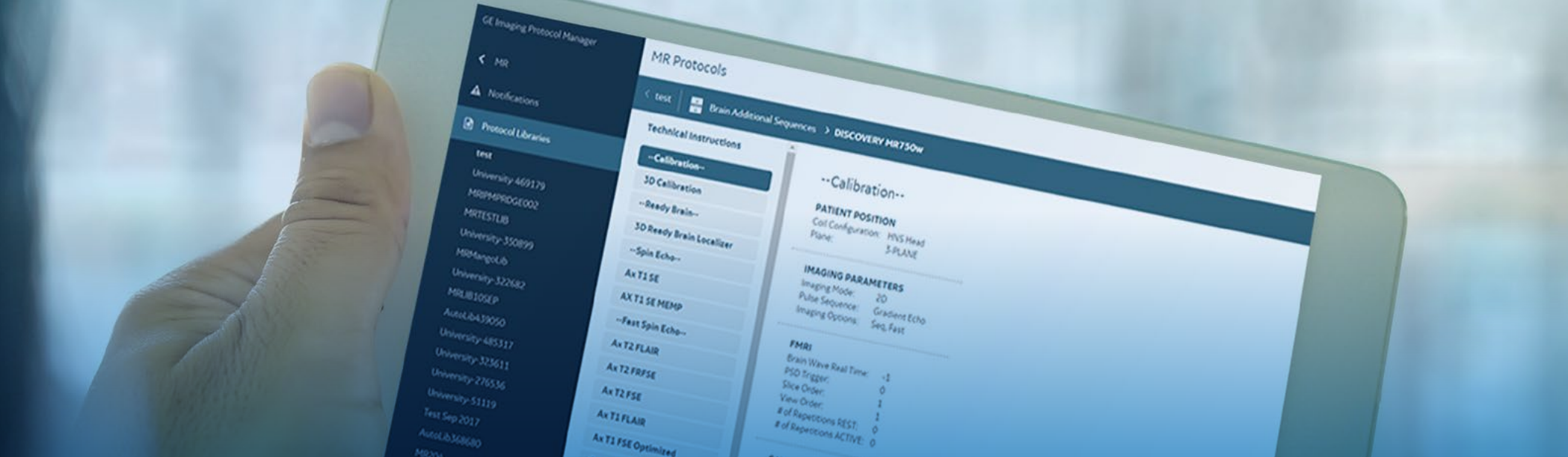
Patient outcomes

Using out-of-date protocols can result in incorrect diagnoses, repeat visits, delays in care, and suboptimal patient experiences.



“ My protocol team spent over 40 hours reviewing one protocol for lung screening across 38 CT devices—a very painful process.”

–California health care provider



THE GE HEALTHCARE SOLUTION

Introducing Imaging Protocol Manager

This cloud-based, multi-modality protocol management solution provides access, insight and governance for imaging device protocols, helping providers effortlessly deliver the right exam for each patient, every time.

Imaging Protocol Manager can help:



Manage compliance



Increase efficiency



Transform culture




Manage compliance

The right protocols are automatically downloaded and monitored on every device every day. This results in:



Greater transparency



Accelerating the accreditation process



Helping ensure compliance with accreditation and payer reimbursement requirements



Increase operational efficiency

Standardizing workflow and procedures across multiple facilities and locations reduces:



Training time



Repeat exams



Time spent manually managing protocols



Transform culture

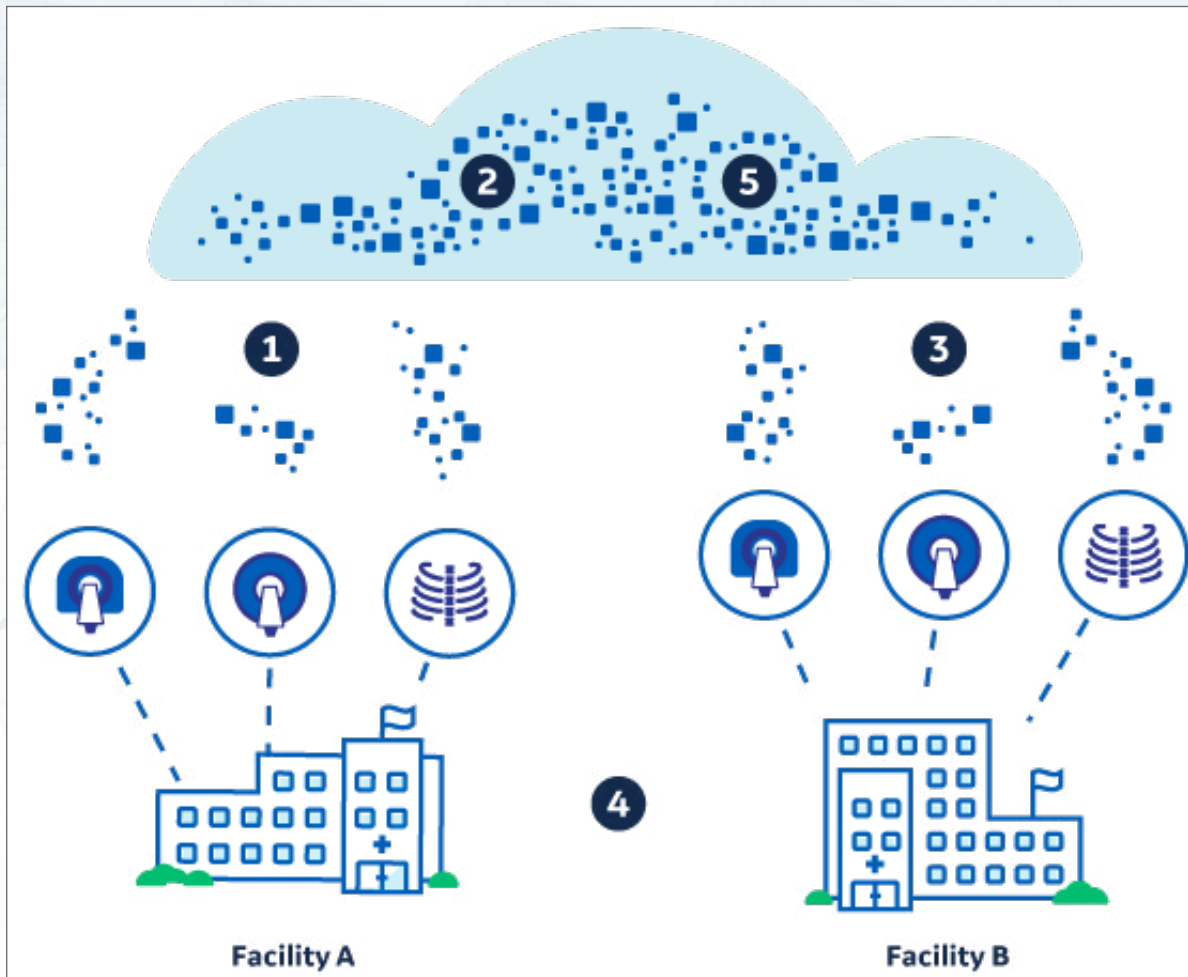


An effective protocol management process can help transform the culture of an organization, boosting morale and allowing staff to focus on patient care.

More consistent, higher quality exams can help improve patient outcomes, giving staff greater confidence and satisfaction in seeing more patients go home healthy.

How it works

Setting up and using Imaging Protocol Manager is simple



- 1 Pull**
Import protocols to cloud library from CT and MR; allow basic edit
- 2 Publish**
View protocols and publish them as "Standard Protocol" for the fleet of same devices
- 3 Push**
Distribute protocols to scanners throughout the hospitals within the organization
- 4 Clinical instruction**
Verify positioning guidelines, contrast delivery, and technologist instructions
- 5 Deviation tracking**
Track and monitor protocol deviation between device and standard protocols on the cloud



Imaging Protocol Manager

You can't be everywhere at once, but now your protocols can.

To learn more

Contact a GE Healthcare representative to take a free, no-obligation video tour of all of Imaging Protocol Manager's features and benefits.

Call (866) 281-7545

www.gehealthcare.com

1 J Siegelman, "Design, Implementation, Benefits and Costs of a CT Radiation Dose Optimization Committee, in a Medium Sized Community Hospital System", Published JACR 2013

Imagination at work

© 2018 General Electric Company – All rights reserved.

This GE Healthcare solution (software, product and service) does not provide clinical care or protocol advice. All clinical supply, procedure and sourcing decisions are the responsibility of the provider. GE Healthcare provided resources are only part of your improvement program. Qualified healthcare providers are responsible for assuring appropriate clinical care and protocols are in place and utilized for patient care. This information does not constitute legal, financial, clinical, medical coding, sourcing or regulatory advice in connection with your use of the product or service. Please consult your professional advisors for any such advice.

GE Healthcare reserves the right to make changes in specifications and features shown herein, or discontinue the product described at any time without notice or obligation. Contact your GE Healthcare representative for the most current information. This GE Healthcare solution (software, product and service) does not provide clinical care or protocol advice. Qualified healthcare providers are responsible for assuring appropriate clinical care. GE and the GE Monogram are trademarks of General Electric Company. GE Healthcare, a division of General Electric Company. GE Medical Systems, Inc., doing business as GE Healthcare.

JB59811XX