

# A broader perspective on cardiac patient management

## CardioSoft™ cardiac testing system


Quick, easy, comprehensive cardiac function assessment during exercise.







# Broader testing flexibility



With adjustable setups and a range of device and modality integrations, the CardioSoft system provides the testing flexibility you need.

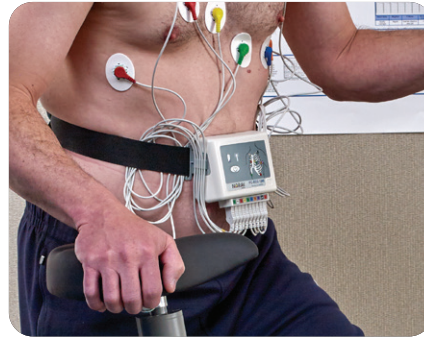


# Configure. Adapt. Expand.

Whatever your challenges, you and your patients deserve a system that facilitates convenient, efficient stress testing.

## Comfortable for Patients

Wireless acquisition (with optional GEH-ECG 1200) eliminates the need for cumbersome wires so patients can enjoy untethered movement during testing.



## Seamless Integrations for a Complete Solution

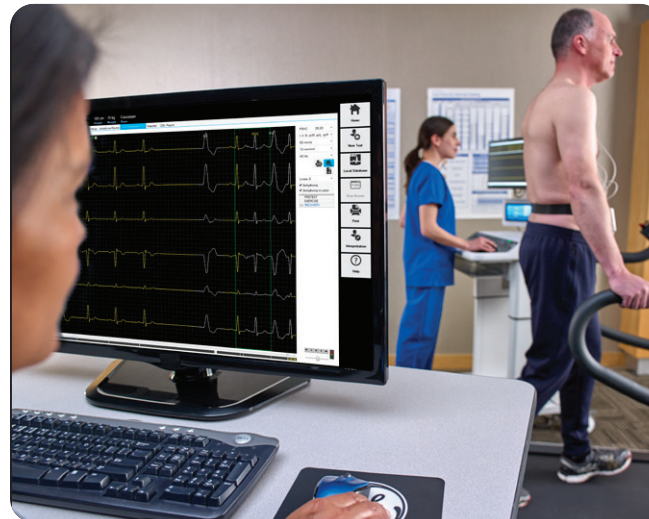
CardioSoft™ Client added to a network PC creates a multi-modality cardiac review workstation.



Choose from integrations including:

## Blood Pressure: Accurate, hands-free monitoring

Focus on your patient, rather than spending time taking manual measurements, with the SunTech® Tango® M2\* automated blood pressure monitor.



## Ergometry: Reliable, versatile performance testing

Accommodate all patient body types with the robust engineering of GE HealthCare's ergometers – including upright or supine eBikes\* as well as T2100 series treadmills.

## Imaging Studies: Trusted leadership technology

Stress echocardiography, nuclear imaging and other solutions help you evaluate a wide range of heart conditions.

## TONOPORT

Your CardioSoft software can be expanded to perform ambulatory blood pressure analysis from TONOPORT™ Ambulatory BP device.


\*Not available in all markets





# Broader measurements

More than 520 million  
people live with  
Cardiovascular disease<sup>1</sup>



Tap into a full suite of advanced measurements leveraging robust ECG signal quality to support detection, risk assessment and effective management of Cardiovascular disease (CVD).



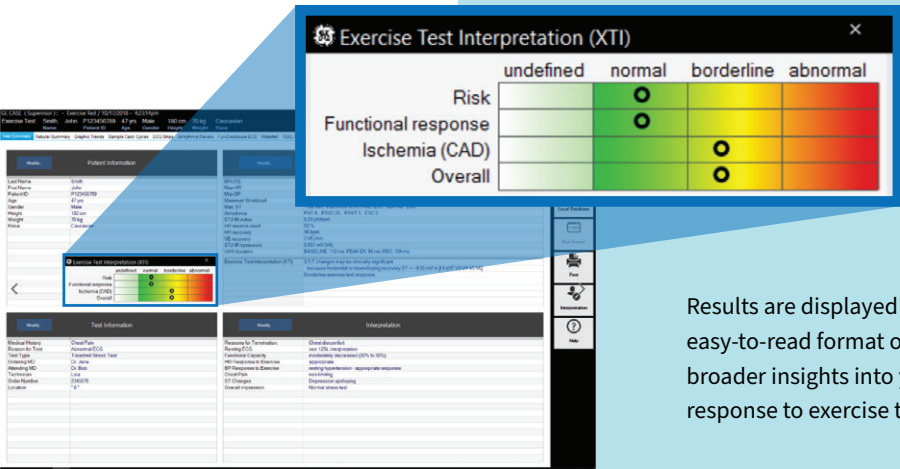
# Thorough insights. Clinical excellence.

Count on the CardioSoft cardiac testing system to help you manage a variety of CVD patient groups.

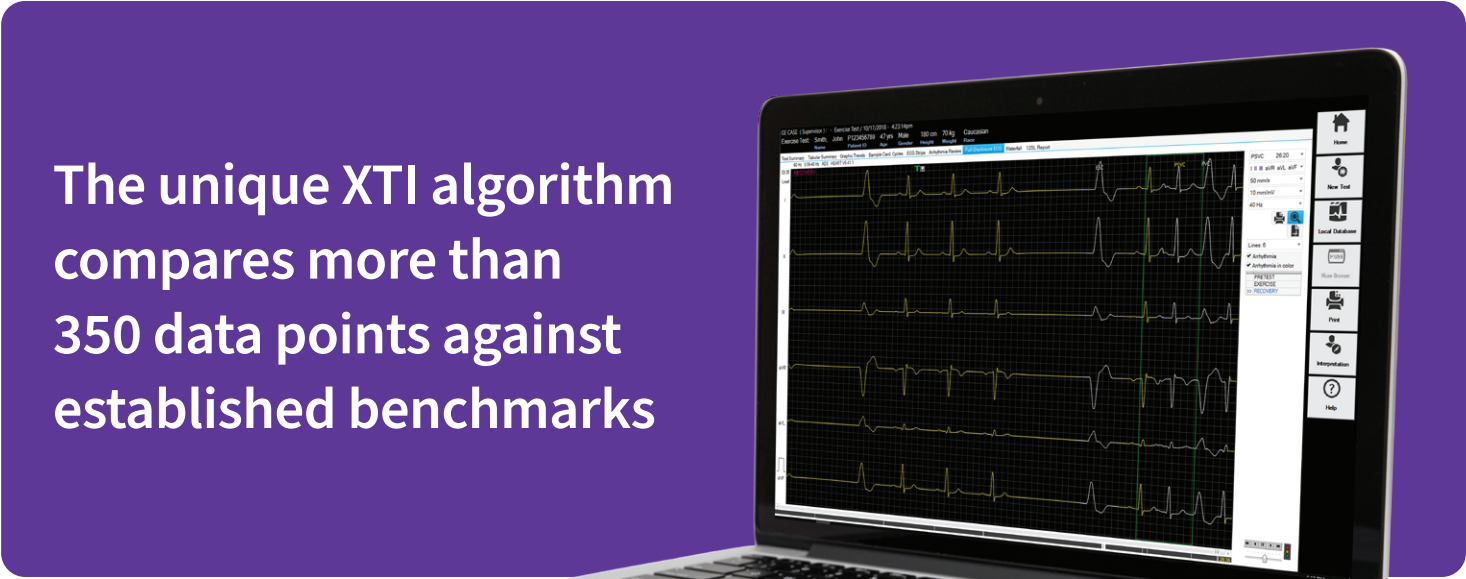
**Risk Stratification** – Critical algorithms – including Heart Rate Recovery (HRR) and the patented T-wave Alternans (TWA) algorithm – assist you in assessing patients’ cardiac risks.

**Functional Response** – Metabolic equivalent (METS) level achieved during exercise testing is an important predictor of adverse cardiac events after myocardial infarction. Failure to achieve 5 METS during treadmill exercise is associated with a worse prognosis.<sup>2</sup>

**Ischemia Detection** – CardioSoft incorporates the unique ST/HR Hysteresis analysis, shown to improve the accuracy of CAD detection.<sup>3</sup>



Results are displayed in a quick and easy-to-read format offering you broader insights into your patients’ response to exercise testing.



The unique XTI algorithm compares more than 350 data points against established benchmarks

## Quick, easy-to-read results

Perform fast, confident assessments supported by:


**In-test access to results** – In-test full disclosure means you can deep dive into any element of the ECG at any time.

**XTI algorithm** – Highlights measurement deviations, enabling advanced analysis of patients’ cardiac risk profile, functional response and coronary artery disease risk.





# Broader connectivity



The CardioSoft system connects easily with your network and systems to simplify and streamline cardiac testing and care.



# Integrated. Secure. Efficient.

Whatever the size of your facility, CardioSoft cardiac testing system can be configured to maximize productivity and simplify workflow based on your IT and clinical needs.

## Seamless integration with MUSE™ and PACS.

See a comprehensive view of patient data virtually anywhere, anytime.

## Advanced security and compliance.

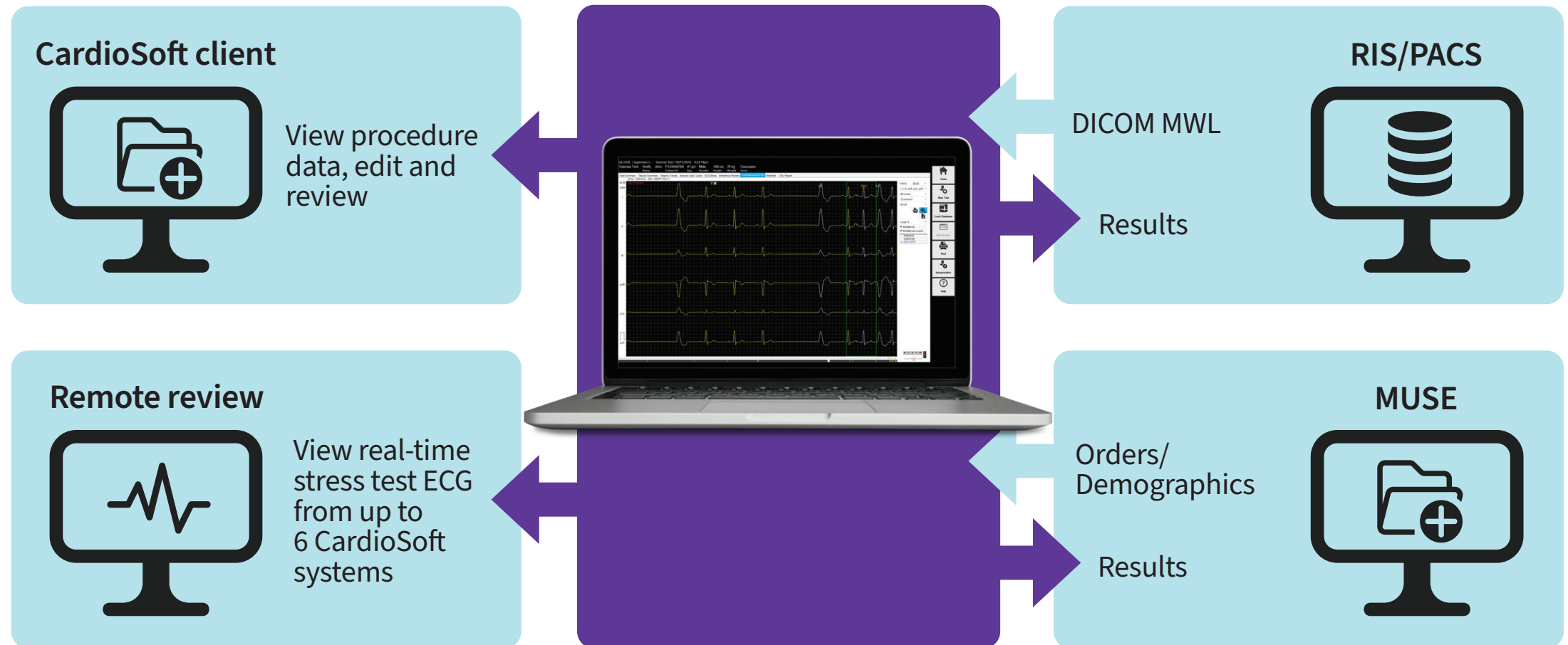
Protect your data and system with multi-level password login configurations.

## Open system architecture.

GE HealthCare uses industry standard communication protocols, including DICOM and XML.

## Designed for serviceability.

Simplified internal design and module construction facilitate quicker repairs. Plus, count on GE HealthCare technical support experts to provide installation, system configuration, upgrade services and remote support.







# GE HealthCare CardioSoft

Care that Can provide a broader perspective.

With broader measurements, you can detect, assess and manage cardiac care more effectively. With broader testing flexibility, you can easily test patients presenting with a wide range of challenges. And with broader connectivity, you can streamline care collaboration every step of the way.

CardioSoft cardiac testing system and GE HealthCare.



GE HealthCare is a leading global medical technology, pharmaceutical diagnostics, and digital solutions innovator dedicated to providing integrated solutions to make hospitals more efficient, clinicians more effective, therapies more precise, and patients healthier. Learn more at [www.gehealthcare.com](http://www.gehealthcare.com).

1. Roth G, Mensah G, Johnson C, et al. Global Burden of Cardiovascular Diseases and Risk Factors, 1990–2019. J Am Coll Cardiol. 2020 Dec, 76 (25) 2982–3021.

2. Myers, J., et al., Exercise capacity and mortality among men referred for exercise testing. The New England Journal of Medicine, 2002. 346(11): p. 793-801.

3. R. Lehtinen, H. Sievänen, J. Viik, V. Turjanmaa, K. Niemelä and J. Malmivuo. Accurate Detection of Coronary Artery Disease by Integrated Analysis of the ST-Segment Depression/Heart Rate Patterns During Exercise and Recovery Phases of the Exercise Electrocardiography Test. Am J Cardiol 1996; 78:1002–10062 AHA Releases 2015.

Not all products or features are available in all markets. Contact a GE HealthCare Representative for more information.  
Please visit [www.gehealthcare.com](http://www.gehealthcare.com). Data subject to change.

