



Using Early Warning Score in GE B105/B125 Patient Monitor for Covid-19 patients



Role of EWS for Covid-19 cases

As the COVID-19 pandemic spreads, it is straining the overall healthcare infrastructure at all locations across the globe. The number of doctors and nurses are not sufficient compared to the inflow of patients. In such a resource constraint and highly contagious environment, it is even more important to monitor the condition of the patient and take the right clinical decisions before it's too late.

Based on Interim Clinical Guidance for Management of Patients with Confirmed Coronavirus Disease (COVID-19) by CDC

Among patients who developed severe disease

- Medium time to dyspnea: 5 to 8 days
- Median time to ARDS (acute respiratory distress syndrome): 8 to 12 days
- Median time to ICU admission ranged from 10 to 12 days.

26% to 32% of hospitalized patients need ICU Care

ARDS among COVID-19 Patients

- 20% to 42% for hospitalized patients
- 67% to 85% of ICU Patients

Clinicians should be aware of the potential for some patients to rapidly deteriorate one week after illness onset.

Use of NEWS

Patient management based on case severity

EWS score can be used to help clinician to determine the monitoring frequency. EWS score group can also be used for overall Patient Management. Following guidelines show how EWS score can be used to decide monitoring frequency and course of treatment.

Guideline references for Covid-19

WHO

World Health Organization's guidance issued in Mar-2020 for Clinical management of Severe Acute Respiratory Infection (SARI) for COVID-19, recommends utilization Early Warning Score that facilitates early recognition and escalation of treatment of the deteriorating patients¹⁹

INDIA

MoHFW India guidelines for management of COVID-19 recommends monitoring all elements of Early Warning Score such as Temp, RR, SpO₂, HR etc. Automated way of calculating of EWS can serve as quick bedside tool especially in resource constraint environment²³

ITALY

Recommendation report written by Emanuele Nicastrì et al at National Institute for the Infectious Diseases "L. Spallanzani", IRCCS, Rome, Italy, recommends course of treatment based on MEWS score for COVID-19 patients²⁰

Source: Emanuele Nicastrì et al. Recommendations for COVID-19 Clinical Management. National Institute for Infectious Diseases L. Spallanzani", IRCCS, Rome, Italy. Infectious Disease Reports 2020; 12:8543

CLINICAL OBSERVATION	EWS	MONITORING FREQUENCY
Asymptomatic or mild infection	NA	1-3 times a day
Stable patient presenting with respiratory/ systemic symptoms	<3	Every 8 hours
Patient affected with respiratory symptoms, clinically unstable but not critical	3-4	Every 2 -4 hours
Critical Patients	>4	Continuous

Swiss Society of Intensive Care Medicine

Inpatient management according to the Early Warning Score (EWS)

- 0-4 points: hospitalisation without special additional supervision
- 5-6 points (or ≥ 3 points in one parameter): intermediate care unit (IMCU) or monitoring unit/room
- >6 points: intensive care unit (ICU)

Table 1: Decision support for patient assessment using the modified Early warning score.

Parameter	3	2	1	0	1	2	3
Age				<65			>65
Respiratory frequency (/min)	<9		9-11	12-20		21-24	>25
Oxygen saturation under room air (%)	<92	92-93	94-95	>95			
Oxygen supply necessary		Yes		No			
Systolic blood pressure (mm Hg)	<91	91-100	101-110	111-219			>219
Pulse (/min)	<41		41-50	51-90	91-110	111-130	>132
Consciousness				Normal			Confused, lethargic, coma
Temperature (°C)	<35.1		35.1-36.0	36.1-38.0	38.1-39.0	>39.0	

CHINA

A paper published from China during the early phase of COVID-19 pandemic offered an early warning score based on an adapted version of the NEWS2 score with age >65 (score 3 points) added to reflect emerging evidence that age is an independent risk factor for survival²¹

EARLY WARNING SCORE FOR 2019 nCoV INFECTED PATIENTS							
PARAMETERS	3	2	1	0	1	2	3
Age				<65			≥65
Respiration rate	≤8		9-11	12-20		21-24	≥25
Oxygen saturations	≤91	92-93	94-95	≥96			
Any supplemental oxygen		Yes		No			
Systolic BP	≤90	91-100	101-110	111-219			≥220
Heart rate	≤40		41-50	51-90	91-110	111-130	≥131
Consciousness				Alert			Drowsiness Lethargy Coma Confusion
Temperature	≤35.0		35.1-36.0	36.1-38.0	38.1-39.0	≥39.1	

EARLY WARNING RULES FOR 2019 nCoV INFECTED PATIENTS					
Score	Risk Grading	Warning Level	Monitoring Frequency	Clinical Response	Solution
0	/		Q12h	Routine Monitoring	/
1-4	Low	Yellow	Q6h	Bedside evaluation by nurse	Maintain existing monitoring/ Increase monitoring frequency/ Inform doctor
5-6 or 3 in one parameter	Medium	Orange	Q1 - 2h	Bedside nurse notifies doctor for evaluation	Maintain existing treatment Adjust treatment plan/ CCRRT* remote consultation
≥7	High	Red	Continuous	Bedside nurse notifies doctor for emergency bedside evaluation CCRRT remote consultation	CCRRT on - site consultation
≥7	High	Black	Continuous	Patients are extremely severe with irreversible end -stage diseases facing death, such as serious irreversible brain injury, irreversible multiple organ failure, end -stage chronic liver or lung disease, metastatic tumors, etc. Should be discussed urgently by the expert group about the admission decision.	

Early warning score and rules for 2019 - nCoV infected patients. *CCRRT: Critical Care Rapid Response Team

Source: Liao, X., Wang, B. & Kang, Y. Novel coronavirus infection during the 2019-2020 epidemic: preparing intensive care units-the experience in Sichuan Province, China. Intensive Care Med 46, 357-360 (2020). <https://doi.org/10.1007/s00134-020-05954-2>

★ National Early Warning Score (NEWS)

What is NEWS ?

The **National Early Warning Score (NEWS)** was launched by the Royal College of Physicians (RCP) in 2012 to improve the identification, monitoring and management of unwell patients in hospital.

Need for standardization of **Early Warning Score (EWS)** across the NHS led to the development of the **National Early Warning System (NEWS)**

Background

EWS was initially introduced in 1997 in the UK and has been further developed over years into various types.

KEY TAKEAWAY

- It is an internationally recognized risk scoring system
- Developed to facilitate early detection of deterioration in hospitals
- It helps to increase the chances of improving patient's outcome¹
- The real-time score is able to assist clinical decision making and enable more actionable and effective individualized care
- EWS Helps to map the Care pathways or protocol guidelines to score or score group¹¹

1997	2003	2007	2010	2019
EWS	MEWS, SEWS	Multi-Parameter EWS	ERC on EWS	NEWS / NEWS2
Morgan et al developed Early Warning System Composed of five physiological parameters to predict outcome and to identify early signs of deterioration ²	Base EWS modified to create MEWS (UK) and SEWS (Scotland)	The National Institute for Health and Clinical Excellence (NICE) recommended use of multiple parameter or aggregate weighted scoring systems, in acute hospital settings	ERC outlined the importance of EWS by including them in the guidelines for resuscitation ³	The use of NEWS/NEWS2 has been mandated in the UK for acute trusts and ambulance services since 2019

Contributing parameters of NEWS score calculations

National Institute for Health and Clinical Excellence (NICE) recommends that EWS system should measure following six parameters.



RESPIRATORY RATE



PULSE



SYSTOLIC BLOOD PRESSURE



SpO₂



CONSCIOUSNESS



TEMPERATURE

EWS Scoring System

EWS is categorized into three classes to understand the severity of risk. The higher score indicates a greater severity of illness and risk of adverse outcome.

NEW SCORE	CLINICAL RISK	RESPONSE
Aggregate score 0 - 4	Low	Ward - based response
Red score Score of 3 in any individual parameter	Low - Medium	Urgent ward - based response*
Aggregate score 5 - 6	Medium	Key threshold for urgent response*
Aggregate score 7 or more	High	Urgent or emergency response*

Source: Chart 2: NEWS thresholds and triggers

<https://www.rcplondon.ac.uk/projects/outputs/national-early-warning-score-news-2>



Benefits of NEWS functionality

- It is a simple and cost-effective bedside tool for the assessment of severity and prognosis of sepsis caused by Gram-negative bacteremia⁶
- A review of 33 EWS found that NEWS was the most effective in predicting patients at risk of cardiac arrest, unanticipated intensive care unit admission or death within 24 hours⁷
- The real-time score is able to assist clinical decision making and enable more actionable and effective individualized care for patients' better health outcomes in target medical facilities⁸
- It enables medical staff to recognize an acute illness of deterioration of a patient even before the critical deterioration of vital signs¹
- It measures and classifies cardinal vital signs, which offers an easy way to track and respond to changes in patient's condition
- EWS system is designed through scientific studies of parameters that contribute to medical emergency
- It helps to take prompt and appropriate clinical decisions to improve patient outcome⁹
- Based on EWS score, healthcare provider can establish monitoring frequency e.g. Every 8 hours¹⁰
- EWS Helps to map the Care pathways or protocol guidelines to score or score group¹¹



NEWS score with B105/B125 Patient Monitor

GE Patient Monitor has capability of providing NEWS which is based on Aggregated Weighted Track and Trigger System (AWTTS).

NEWS parameters can be manually recorded and tracked on paper. However, it is cumbersome to record and calculate weighted score in often stressful situation. B105 / B125 Patient Monitors provide a simple Bedside automated way to calculate and record NEWS score.

To ensure that an early warning score is of a **high quality**, four data quality dimensions need to be considered⁵

- Timeliness
- Accuracy
- Consistency
- Completeness



Benefits with GE Monitors

- It shows the score and care instruction on screen which provides support at the point of care
- It reduces human error in recording and calculation of weighted score
- Parameters displayed- Heart rate, Systolic BP (NIBP or IBP), Temperature, SpO₂, Respiratory rate, Level of consciousness, Air or oxygen
- Total score will be displayed on the main screen with color coding and time stamp
- History with detailed parameter values and sub scores are displayed on screen
- Clinical response and individual parameter scores with colors are on a dedicated window
- Up to 100 values could be saved



Cost of High-Quality data

Manual calculation of EWS

- Time required to record parameters and calculate EWS : **3.58 minute/ Observation**
- Cost per observation : **£1.67**
- Cost per bed per year : **£1002**

Considering 3 observation per bed per day for 200 days a year

Source : <https://academic.oup.com/jamia/article/24/4/717/2987471>

Benefits of B1x5 Monitors

- **Accuracy** and **Completeness** of recording and calculation
- **Reduced time** to record and calculate EWS
- **Reduced cost** of calculation
- **Consistency** in calculation
- Improve Patient Care

EWS CASE STUDIES

Research and analysis across the globe have provided evidence of benefits of EWS. Different organizations of repute have adopted EWS, in different countries.



Subsequent sections detail the case studies across the world in various care areas.


Region	Sample size	Care area	Summary
USA	3.5 yr long study: large Cohort of Rapid Response per 100 patient days	Non-ICU Wards	Use of EWS led to higher rapid response system utilization, lower cardiopulmonary arrest events; this is associated with a lower mortality rate, improved patient safety, and better clinical outcomes ¹³
EUROPE	35,585 patients, 198,755 observation sets	Intensive Care Unit (ICU)	NEWS has a greater ability to discriminate patients at risk of the combined outcome of cardiac arrest, unanticipated ICU admission or death within 24 h of a NEWS value than 33 other EWSs ⁴
	225 Patients	Emergency Care	Higher EWS on admission correlates with increased risk of CCU/ ICU admission, death and longer hospital stays independent of patient age. An improvement in serial EWS within 4 h of presentation to hospital predicts improved clinical outcomes ¹⁵
ASEAN	11,300 patients, 298,743 vital signs observation sets	Acute Medical Ward	NEWS accurately triages patients according to the likelihood of adverse outcomes in infection-related acute medical settings. Outcome Measured was the deterioration that required transfer to ICU or death within 24 hours of a vital signs observation set. ¹²
LATAM	115 Patients	Trauma Care Unit	This cross-sectional and retrospective study concludes that the EWS system is a good predictor of severity and it can improve the care in the shortest possible time ¹⁶
INDIA	150 consecutive medical emergency patients	Emergency Care	National Early Warning Score (NEWS) is a useful simple physiological scoring system for assessment and risk management of medical emergency admissions ¹⁷
AFRICA	452 patients	Medical and Surgical ward patients	Study concludes that it is useful triage tool to identify patients at greatest risk of death ¹⁴

Instruction on using EWS in GE Patient Monitor

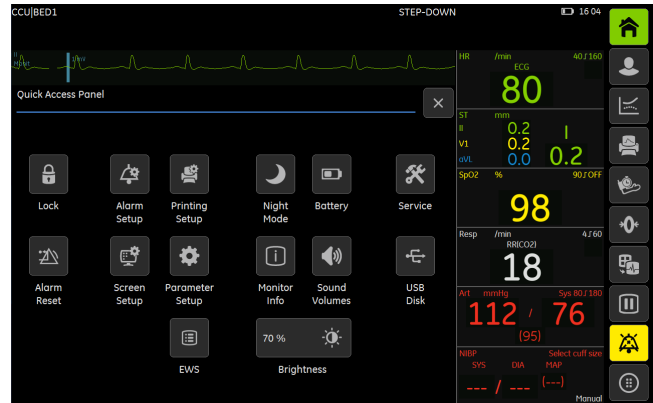
NEWS parameters can be manually recorded and tracked on paper. However, it is cumbersome to record and calculate weighted score in often stressful situation. For critical patients, continuous monitoring is required, this can be better achieved by automated NEWS calculation supported in B105/B125 VSP2.0 Patient Monitors.

VIEWING EWS

The EWS can be set to digit field to display last score.


- Select  > **Screen Setup**.
- Setup EWS to digit field.
- For waveform layout: Select **Waveform** horizontal tab > **Lower Area** vertical tab.
- For large number layout: Select **Large Number** horizontal tab.

GE Healthcare Patient Monitor provides the National Early Warning Score reference from the Royal College of Physicians. Please follow below set of instruction to use EWS on Patient Monitors.




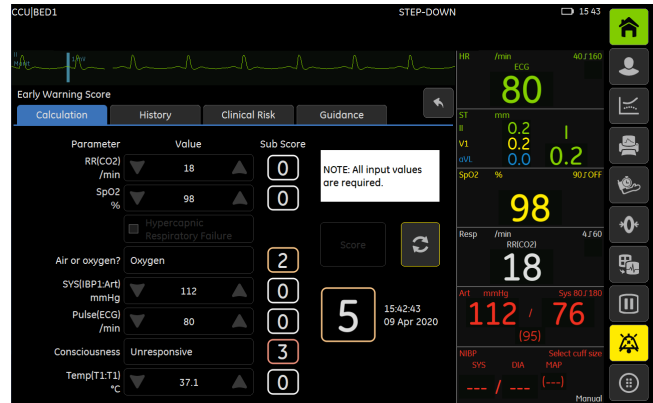
MONITOR SCREEN SETUP

CALCULATING EWS

- Select  > **EWS**.
- Confirm if the patient meets the intended use.
- Select check box of **Hypercapnic Respiratory Failure**, select the **Air or oxygen?** and **Consciousness** value.

Note: If IBP is connected, system auto populates SBP where while using NIBP, manually input SBP data
- Check other parameter values, if the parameter is not available on monitor, adjust values if necessary.
- Select Score > to do single calculation.


Use  to refresh calculations

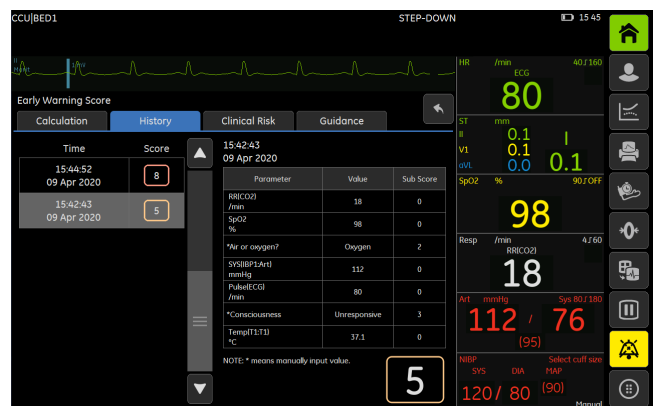


EWS CALCULATION SCREEN

VIEWING EWS HISTORY

The EWS can be set to digit field to display last score.

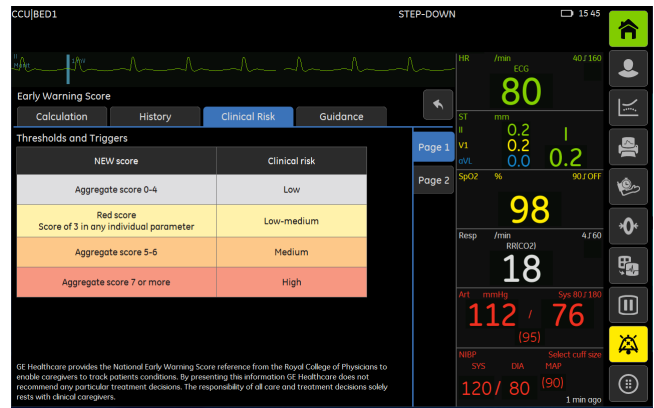
- Select  > **EWS**.
- Select **History** tab.
- Select one historical score, you can review the detail parameters value for this EWS.



EWS HISTORY SCREEN

VIEWING EWS CLINICAL RISK

- Select > **EWS**.
- Confirm if the patient meets the intended use.
- Select the **Clinical Risk** tab.
- Select **Page 1** vertical tab to review EWS clinical risk.



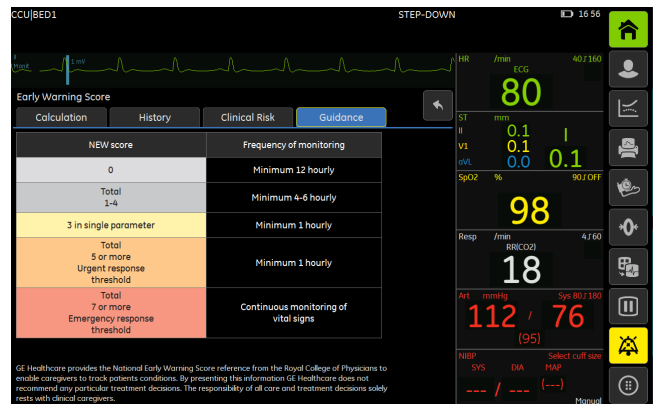
VIEWING EWS CLINICAL RISK

- Select > **EWS**.
- Confirm if the patient meets the intended use.
- Select the **Clinical Risk** tab.
- Select **Page 2** vertical tab to review EWS calculation rule.



VIEWING EWS GUIDANCE

- Select > **EWS**.
- Select the **Guidance** tab to review EWS guidance.





References

1. The new software release including hospital configurable EWS functionality was developed with agile schedule.
2. An early warning scoring system for detecting developing critical illness. Morgan RJM, Williams F, Wright MM. *Clin Intensive Care*. 1997;8:100
3. European Resuscitation Council Guidelines for Resuscitation 2010 Section 1. Executive summary. Nolan JP, Soar J, Zideman DA, et al. *Resuscitation*. 2010;81(10):1219–1276. doi:10.1016/j.resuscitation.2010.08.021
4. The ability of the National Early Warning Score (NEWS) to discriminate patients at risk of early cardiac arrest, unanticipated intensive care unit admission, and death
5. O'Donoghue, J., O'Kane, T., Gallagher, J., Courtney, G., Aftab, A., Casey, A., Torres, J., & Angove, P. (2011). Modified Early Warning Scorecard: The Role of Data/Information Quality within the Decision Making Process.
6. Mahableshwar Alur et al. Early warning score: a dynamic marker of severity and prognosis in patients with Gram-negative bacteraemia and sepsis 27071911
7. Smith GB, Prytherch DR, Schmidt PE, Featherstone PI. 2008. Review and performance evaluation of aggregate weighted 'track and trigger' systems. *Resuscitation*: 77:170–179.
8. A Real-Time Early Warning System for Monitoring Inpatient Mortality Risk: Prospective Study Using Electronic Medical Record Data. PMID: 31278734 PMCID: PMC6640073 DOI: 10.2196/13719
9. Ravikirti. Early Warning Scoring System for Early Recognition of and Timely Intervention in Deteriorating Patients in the Hospital. *The Journal of the Association of Physicians of India*. 2016;64:59-61
10. Royal College of physician project on National Early Warning Score (NEWS) 2
11. Natalie McLymont, Guy W Glover, Scoring systems for the characterization of sepsis and associated outcomes atm. 2016.12.53
12. Lim WT, Fang AH, Loo CM et al. Use of the National Early Warning Score (NEWS) to Identify Acutely Deteriorating Patients with Sepsis in Acute Medical Ward. *Ann Acad Med Singapore*. 2019;48(5):145-1
13. Mathukia C, Fan W, Vadyak K, Biege C, Krishnamurthy M. Modified Early Warning System improves patient safety and clinical outcomes in an academic community hospital. *J Community Hosp Intern Med Perspect*. 2015;5(2):26716. Published 2015 Apr 1. doi:10.3402/jchimp.v5.26716.
14. Kruisselbrink R, Kwizera A, Crowther M, et al. Modified Early Warning Score (MEWS) Identifies Critical Illness among Ward Patients in a Resource Restricted Setting in Kampala, Uganda: A Prospective Observational Study *PLoS ONE*. 2016;11(3)
15. Groarke JD, Gallagher J, Stack J, et al Use of an admission early warning score to predict patient morbidity and mortality and treatment success
16. *Emergency Medicine Journal* 2008;25:803-806 Rocha TF, Neves JB, Viegas K. Modified early warning score: evaluation of trauma patients. *Rev Bras Enferm [Internet]*. 2016;69(5):850-5
17. Vanamali D. R, Sumalatha N, Sriharsha Varma. The Role of National Early Warning Score (News) in Medical Emergency-Patients in Indian Scenario: A Prospective Observational Study. *Journal of Evolution of Medical and Dental Sciences* 2014; Vol. 3, Issue 13, March 31; Page: 3524-3528, DOI: 10.14260/jemds/2014/2315
18. Albur M, Hamilton F, MacGowan AP. Early warning score: a dynamic marker of severity and prognosis in patients with Gram-negative bacteraemia and sepsis. *Ann Clin Microbiol Antimicrob*. 2016;15:23. Published 2016 Apr 12. doi:10.1186/s12941-016-0139-z
19. Interim Guidance: Clinical management of severe acute respiratory infection when MERS-CoV infection is suspected. WHO/2019-nCoV/clinical/2020.4
20. Emanuele Nicastrì et al. Recommendations for COVID-19 Clinical Management. National Institute for Infectious Diseases L. Spallanzani", IRCCS, Rome, Italy. *Infectious Disease Reports* 2020; 12:8543
21. Liao, X., Wang, B. & Kang, Y. Novel coronavirus infection during the 2019–2020 epidemic: preparing intensive care units—the experience in Sichuan Province, China. *Intensive Care Med* 46, 357–360 (2020). <https://doi.org/10.1007/s00134-020-05954-2>
22. Early Warning Systems Daphne Georgaka, RN, Maria Mparmparousi, RN, Michael Vitos, RN *HOSPITAL CHRONICLES* 2012, VOLUME 7, SUPPLEMENT 1: 37–43
23. Government of India, Ministry of Health & Family Welfare Directorate General of Health Services: "RevisedNationalClinicalManagementGuidelineforCOVID1931032020.pdf"

Product may not be available in all countries and regions. Full product technical specifications are available upon request. Contact a GE Healthcare representative for more information. Please visit: www.gehealthcare.com/promotional-locations

Data subject to change.

© 2020 General Electric Company.

GE and the GE Monogram are trademarks of General Electric Company.

All other third-party trademarks are the property of their respective owners.

Reproduction in any form is forbidden without prior written permission from GE.

Nothing in this material should be used to diagnose or treat any disease or condition.

Readers must consult a healthcare professional.

JB79308XX(1) 5/2020

B125 and B105 patient monitor software version VSP 2.0 is not available in US and is not 510k cleared.