


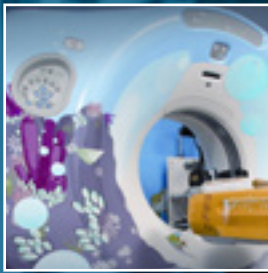




Adventure Series

Accessories & Supplies






Welcome

GE Healthcare Accessories & Supplies



Table of Contents

- Imaging Through the Eyes of a Child..... AS 4 ▶
- Customized Rooms..... AS 6 ▶
- CT Configurations.....AS 10 ▶
- PET/CT ConfigurationsAS 12 ▶
- NUC ConfigurationsAS 13 ▶
- MR Configurations.....AS 15 ▶
- X-ray Configurations.....AS 21 ▶
- Compatibility GuideAS 24 ▶

 See GE Adventure Series Compatibility Guide on page AS 24



Imaging through the eyes of a child

When young patients feel anxious, they often have difficulty lying still during imaging procedures, which can affect the completion of the scan.

With the Adventure Series program, we can engage children to help improve their coping skills and reduce anxiety levels, leading to much better cooperation during the procedure.

This, in turn, may reduce the need for sedation, increase the chances of a successful scan and help reduce the need to rescan the child or reschedule the appointment.*

Now children can experience a thrilling adventure while they get their exam!

Put children first with the GE Adventure Series, an experience designed to make imaging more inviting for pediatric patients. Through themed imaging rooms, GE Healthcare leverages captivating characters, lush visuals, and hands-on activities to enhance the imaging experience for the children, their families and the hospital staff.



“Watching my daughter come out of sedation after her scan was awful. I wish we could have avoided that.”

– Parent of a young child
who needed a CT scan

“I realized that we needed to help children have less anxiety when experiencing an imaging scan and decrease their need for sedation. Our goal in creating Adventure Series was to harness the power of children’s imaginations for the better so they could feel less worried for the entire scan experience.”

– Doug Dietz,
GE Adventure Series Designer

*Statement based on anecdotal information gathered from facilities who have utilized the Adventure Series product at their facilities. Substantive clinical data not available.

The big impact for Children’s Hospital has been for patient sedation rates, down to less than 1 every 2 months.** “We have one of our MIBG patients that we do quite routinely and had to be sedated previously. Now he thinks he is going on a boat ride. He gets right up on the table and lies there and falls asleep now. For this particular patient, we have been able to do his whole scan, including the CT, without sedation” adds Ms. Talley. “We are the envy of radiology, everyone wants what we have.”¹

– Katie Talley,
Children’s Hospital OU Medical Center

“The biggest change has been decreasing anxiety levels to the point where children are excited to go to the exam room and get their imaging scan.”

– Kathleen Kaspin, R.T., M.S.,
Children’s Hospital of Pittsburgh UPMC



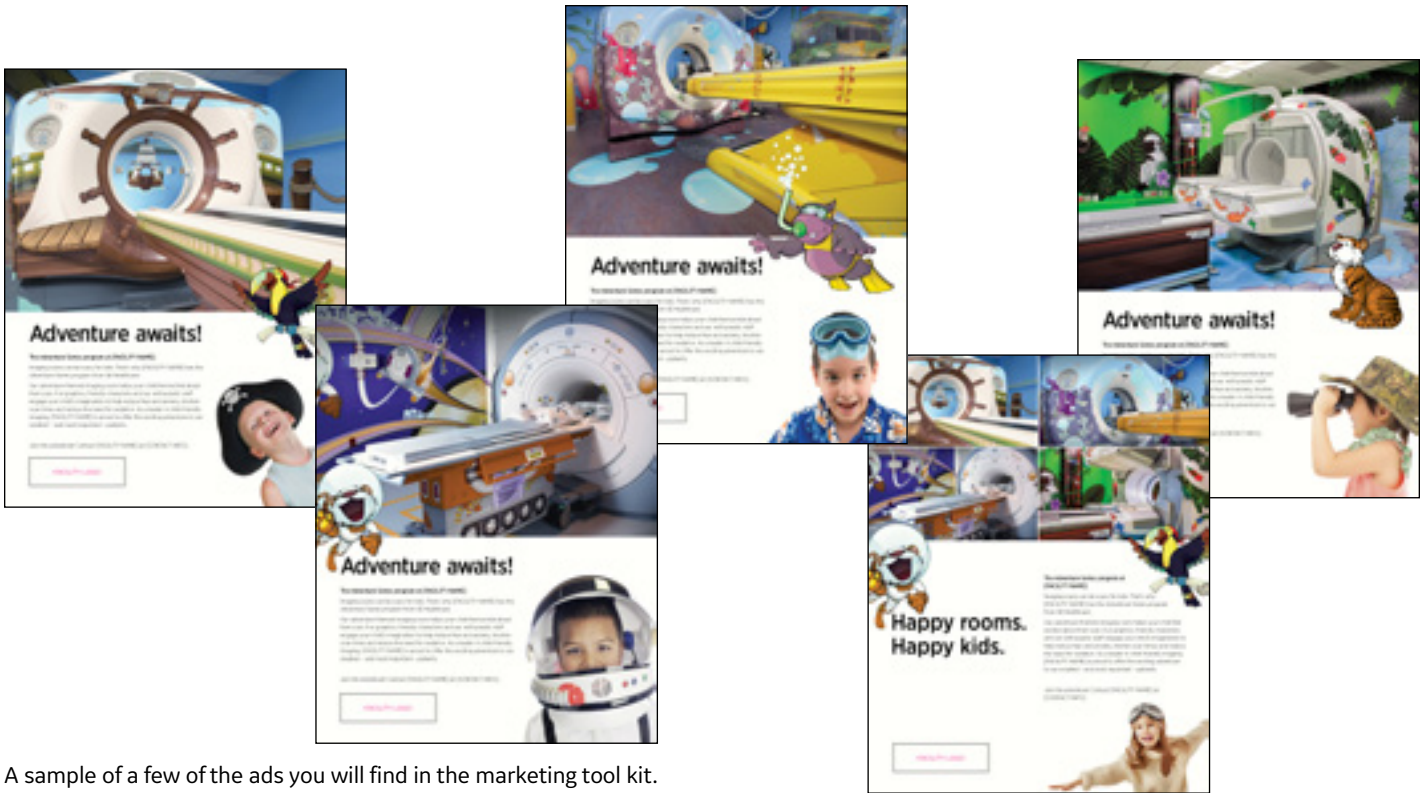
“The success of the Adventure Series program really speaks for itself. Almost half of the facilities install multiple rooms immediately and 30% of our facilities have chosen to add more after the initial adventure is installed.”

– Tom Parpart,
GE Adventure Series Manager

**Sedation rate results may vary. Not every hospital will see a decrease in sedation rates, particularly to this level, but three customers have reported a decrease in the level of sedation rates occurring at their facility when utilizing the Adventure Series. Many factors beyond the use of Adventure Series can impact whether a reduction of sedation rates will occur at your facility.

Stand out in the crowd

Advertise and promote your Adventure Series to families and referring physicians in your area with our marketing tool kit of promotional materials.



A sample of a few of the ads you will find in the marketing tool kit.



Patient pamphlet

Create the experience

The GE Adventure Series provides the setting for a great story to help ease the patient through the scan procedure. As part of the product offering we include the Explorer's Handbook. On this CD, you'll find a set of tools for you to use to guide your young patients on a wide array of adventures, which may help you get the scan you need. For example, in the Field Guides, we have provided some tips and suggestions on how to create a narrative that can enrich the experience and may help ease patient anxiety. We encourage you to take a moment to explore the room from a child's perspective and create roles that you both can play.

Your imagination is the final component. With it, the possibilities could be endless.


The Adventure Series Explorer's Handbook includes the artwork for:



Field Guides that offer tips and tricks for creating the adventure stories to help patients feel more comfortable during the scan.



Posters to decorate the department to encourage the entire staff to help improve the scan experience.



Coloring Books that engage young patient's creativity while educating them on what to expect from the scan procedure.



Reward Stickers for patients for a job well done.


Start your own adventure today

There is a story ready to be written. It's the story of your facility taking steps to become a leader in child-friendly imaging. And GE Healthcare is here to help you get started. We'll show you how you may use Adventure Series themes to enhance the imaging experience for patients, families, and your hospital staff as well.

NOTE: Adventure Series support collaterals are available in English language only.



GE Adventure Series – Customized Rooms





The GE Healthcare Design team will work with a small group of your hospital staff to create a custom layout and select themed graphics from the existing catalogs, or at times, create new appliques that fit the space and flow of each room.

In today's crowded markets, standing out and creating a unique patient experience can be a key to success. While Adventure Series provides a range of creative options to choose from, GE Healthcare understands that some discerning facilities desire something even more unique.

For those of you seeking a product experience custom tailored to you and your facility, we are pleased to offer you the ability to customize your Adventure Series room. GE Healthcare will work with you through the custom design process to create the experience you envision.

Adventure Series can be customized for the following spaces:

- Scan rooms
- Cafeterias
- Hallways
- Stress Lab
- Waiting rooms
- Exam rooms
- Uptake rooms



GE Adventure Series for CT – Pirate Island




Cat#	Description	Warranty
E1500CA	CT Pirate Island for Revolution™ Frontier, Revolution CT, Revolution EVO, Revolution HD, Discovery™ CT750 HD, Optima™ CT660/CT540/CT5a20, LightSpeed™ VCT, LightSpeed VCT XT, LightSpeed VCT Xte	Y
E1500ZF	Adventure Series – LAT AM and EMEA Install	n/a



See GE Adventure Series Compatibility Guide on page AS 24

GE Adventure Series for CT – Coral City





CT Configurations

Cat#	Description	Warranty
E1500CD	CT Coral City for Revolution™ Frontier, Revolution CT, Revolution EVO, Revolution HD, Discovery™ CT750 HD, Optima™ CT660/CT540/CT520, LightSpeed™ VCT, LightSpeed VCT XT, LightSpeed VCT Xte	Y
E1500ZF	Adventure Series – LAT AM and EMEA Install	n/a

C See GE Adventure Series Compatibility Guide on page AS 24



GE Adventure Series for PET/CT - Cozy Camp




Cat#	Description	Warranty
E1500PA	PET/CT Cozy Camp for Discovery™ 600/690 & Discovery IQ systems	Y
E1500PD	PET/CT Cozy Camp for Discovery VCT	Y
E1500ZF	Adventure Series – LAT AM and EMEA Install	n/a



See GE Adventure Series Compatibility Guide on page AS 24

GE Adventure Series for Nuclear Medicine – Jungle Adventure




Cat#	Description	Warranty
E1500ND	NUC Jungle Adventure for Infinia/Infinia Hawkeye	Y
E1500NE	NUC Jungle Adventure for NM/CT 870 CZR, NM/CT 870 DR, NM/CT 860/850, NM 830, Discovery NM/CT 670 Pro & NM/CT 670, Optima NM/CT 640, and Discovery NM 630	Y
E1500ZF	Adventure Series – LAT AM and EMEA Install	n/a

C See GE Adventure Series Compatibility Guide on page AS 24





GE Adventure Series for Nuclear Medicine – Junior Explorer Park

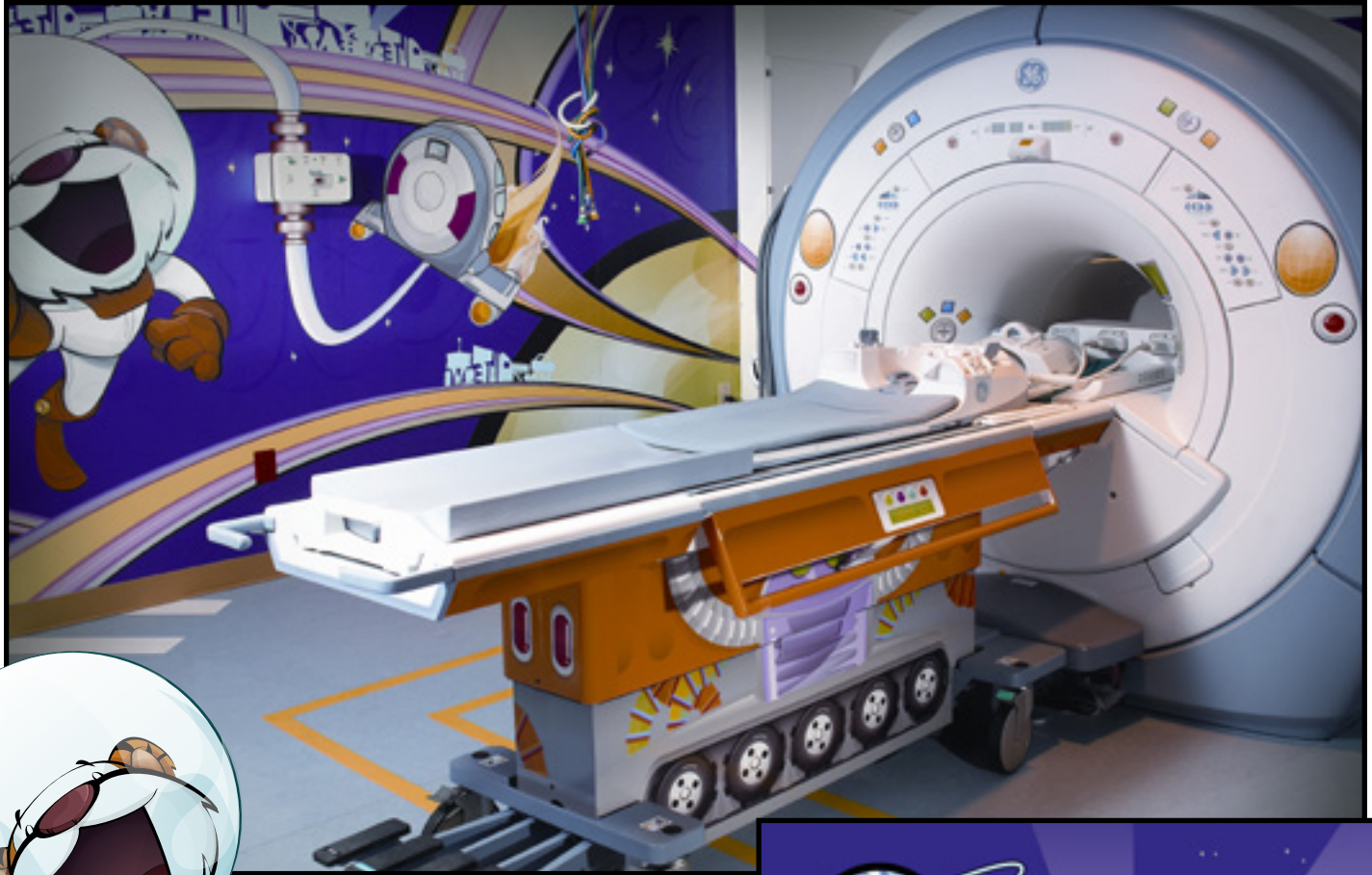


Cat#	Description	Warranty
E1500NH	NUC Junior Explorer Park Adventure for NM/CT 870 CZR, NM/CT 870 DR, NM/CT 860/850, NM 830, Discovery NM/CT 670 Pro & NM/CT 670, Optima NM/CT 640, and Discovery NM 630	Y
E1500ZF	Adventure Series – LAT AM and EMEA Install	n/a




See GE Adventure Series Compatibility Guide on page AS 24

GE Adventure Series for MR – Space Runway



Graphics are designed for use on smooth or textured/acoustic material walls

Cat#	Description	Warranty
E1500MM	MR Space Runway for SIGNA™ Architect, SIGNA Artist, SIGNA Creator, SIGNA Explorer, SIGNA Voyager, SIGNA Pioneer, SIGNA PET/MR, Optima™ MR450w/MR450w + Gem, Discovery™ MR450, Discovery MR750, Discovery MR750w/MR750w + GEM, SIGNA Vibrant 1.5T, SIGNA HDxt 1.5T/3.0T, and SIGNA HDi 1.5T	Y
E1500ZF	Adventure Series – LAT AM and EMEA Install	n/a

 See GE Adventure Series Compatibility Guide on page AS 24

GE Adventure Series for MR – Space Station



Graphics are designed for use on smooth or textured/acoustic material walls

Cat#	Description	Warranty
E1500MK	MR Space Station for SIGNA™ Architect, SIGNA Artist, SIGNA Creator, SIGNA Explorer, SIGNA Voyager, SIGNA Pioneer, SIGNA PET/MR, Optima™ MR450w/MR450w + Gem, Discovery™ MR450, Discovery MR750, Discovery MR750w/MR750w + GEM, SIGNA Vibrant 1.5T, SIGNA HDxt 1.5T/3.0T, and SIGNA HDi 1.5T	Y
E1500ZF	Adventure Series – LAT AM and EMEA Install	n/a



See GE Adventure Series Compatibility Guide on page AS 24

GE Adventure Series for MR – Space Planetscape



MR Configurations



Graphics are designed for use on smooth or textured/acoustic material walls

Cat#	Description	Warranty
E1500ML	MR Space Planetscape for SIGNA™ Architect, SIGNA Artist, SIGNA Creator, SIGNA Explorer, SIGNA Voyager, SIGNA Pioneer, SIGNA PET/MR, Optima™ MR450w/MR450w + Gem, Discovery™ MR450, Discovery MR750, Discovery MR750w/MR750w + GEM, SIGNA Vibrant 1.5T, SIGNA HDxt 1.5T/3.0T, and SIGNA HDi 1.5T	Y
E1500ZF	Adventure Series – LAT AM and EMEA Install	n/a

C See GE Adventure Series Compatibility Guide on page AS 24



GE Adventure Series for MR – Sunset Safari



Graphics are designed for use on smooth or textured/acoustic material walls

Cat#	Description	Warranty
E1500MN**	MR Cub Camp for SIGNA™ Architect, SIGNA Artist, SIGNA Creator, SIGNA Explorer, SIGNA Voyager, SIGNA Pioneer, SIGNA PET/MR, Optima™ MR450w/MR450w + Gem, Discovery™ MR450, Discovery MR750, Discovery MR750w/MR750w + GEM, SIGNA Vibrant 1.5T, SIGNA HDxt 1.5T/3.0T, and SIGNA HDi 1.5T	Y
E1500ZF	Adventure Series – LAT AM and EMEA Install	n/a



See GE Adventure Series Compatibility Guide on page AS 24

** Support collaterals (Coloring Books, Field Guides, Posters & Stickers) are not available for the MR Sunset Safari Adventure.

Rev. 10/2019

GE Adventure Series for MR – Cub Camp



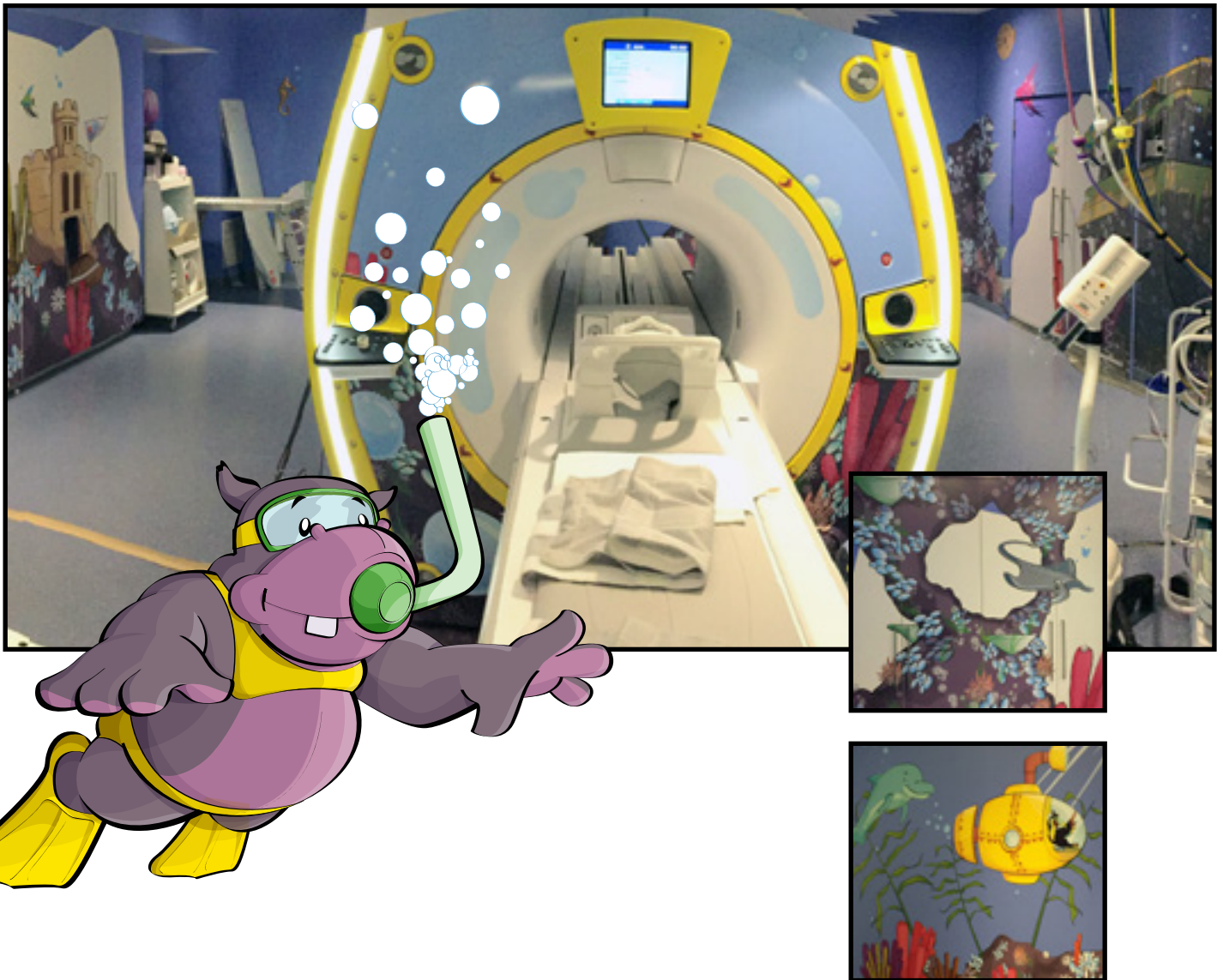
Graphics are designed for use on smooth or textured/acoustic material walls

Cat#	Description	Warranty
E1500MS	MR Cub Camp for SIGNA™ Architect, SIGNA Artist, SIGNA Creator, SIGNA Explorer, SIGNA Voyager, SIGNA Pioneer, SIGNA PET/MR, Optima™ MR450w/MR450w + Gem, Discovery™ MR450, Discovery MR750, Discovery MR750w/MR750w + GEM, SIGNA Vibrant 1.5T, SIGNA HDxt 1.5T/3.0T, and SIGNA HDi 1.5T	Y
E1500ZF	Adventure Series – LAT AM and EMEA Install	n/a

C See GE Adventure Series Compatibility Guide on page AS 24



GE Adventure Series for MR – Deep Blue Sea



Graphics are designed for use on smooth or textured/acoustic material walls

Cat#	Description	Warranty
E1500MZ†	MR Deep Blue Sea for SIGNA™ Architect, SIGNA Artist, SIGNA Creator, SIGNA Explorer, SIGNA Voyager, SIGNA Pioneer, SIGNA PET/MR, Optima™ MR450w/MR450w + Gem, Discovery™ MR450, Discovery MR750, Discovery MR750w/MR750w + GEM, SIGNA Vibrant 1.5T, SIGNA HDxt 1.5T/3.0T, and SIGNA HDi 1.5T	Y
E1500ZF	Adventure Series – LAT AM and EMEA Install	n/a



See GE Adventure Series Compatibility Guide on page AS 24

† MR Deep Blue Sea is not available for a ramped magnet room.

Rev. 10/2019

GE Adventure Series for X-ray - Cub River Falls



MR & X-ray Configurations

Cat#	Description	Warranty
E1500RA	X-ray Cub River Falls for Precision 500D	Y
E1500ZF	Adventure Series – LAT AM and EMEA Install	n/a

C See GE Adventure Series Compatibility Guide on page AS 24



GE Adventure Series for X-ray - Bear Brook/Playful Park




Cat#	Description	Warranty
E1500RD	X-ray Bear Brook for Discovery XR656 Plus, Discovery XR656 HD/XR656/XR650, Optima XR646 HD/XR646	Y
E1500RL	X-ray Playful Park for Discovery XR656 Plus, Discovery XR656 HD/XR656/XR650, Optima XR646 HD/XR646	Y
E1500ZF	Adventure Series – LAT AM and EMEA Install	n/a



See GE Adventure Series Compatibility Guide on page AS 24

GE Adventure Series for X-ray - Beachside



Cat#	Description	Warranty
E1500RR	X-ray Beachside for Discovery XR656 Plus, Discovery XR656 HD/XR656/XR650, Optima XR646	Y
E1500ZF	Adventure Series – LAT AM and EMEA Install	n/a

C See GE Adventure Series Compatibility Guide on page AS 24

GE Adventure Series Compatibility Guide

Modality	Adventure	Available System
CT	Coral City	Revolution™ Frontier, Revolution CT, Revolution EVO, Revolution HD, Discovery™ CT750 HD, Optima™ CT660/CT540/CT520, LightSpeed™ VCT, LightSpeed VCT XT, LightSpeed VCT Xte
CT	Pirate Island	Revolution™ Frontier, Revolution CT, Revolution GSI, Revolution EVO, Revolution HD, Discovery CT750 HD, Optima CT660/CT540/CT520, LightSpeed VCT, LightSpeed VCT XT, LightSpeed VCT Xte
MR	Cub Camp	SIGNA™ Architect, SIGNA Artist, SIGNA Creator, SIGNA Explorer, SIGNA Voyager, SIGNA Pioneer, SIGNA PET/MR, Optima™ MR450w/MR450w + Gem, Discovery™ MR450, Discovery MR750, Discovery MR750w/MR750w + GEM, SIGNA Vibrant 1.5T, SIGNA HDxt 1.5T/3.0T, and SIGNA HDi 1.5T
MR	Space Planetscape	SIGNA™ Architect, SIGNA Artist, SIGNA Creator, SIGNA Explorer, SIGNA Voyager, SIGNA Pioneer, SIGNA PET/MR, Optima™ MR450w/MR450w + Gem, Discovery™ MR750, Discovery MR750w/MR750w + GEM, SIGNA Vibrant 1.5T, SIGNA HDxt 1.5T/3.0T, and SIGNA HDi 1.5T
MR	Space Runways	SIGNA™ Architect, SIGNA Artist, SIGNA Creator, SIGNA Explorer, SIGNA Voyager, SIGNA Pioneer, SIGNA PET/MR, Optima™ MR450w/MR450w + Gem, Discovery™ MR450, Discovery MR750, Discovery MR750w/MR750w + GEM, SIGNA Vibrant 1.5T, SIGNA HDxt 1.5T/3.0T, and SIGNA HDi 1.5T
MR	Space Station	SIGNA™ Architect, SIGNA Artist, SIGNA Creator, SIGNA Explorer, SIGNA Voyager, SIGNA Pioneer, SIGNA PET/MR, Optima™ MR450w/MR450w + Gem, Discovery™ MR450, Discovery MR750, Discovery MR750w/MR750w + GEM, SIGNA Vibrant 1.5T, SIGNA HDxt 1.5T/3.0T, and SIGNA HDi 1.5T
MR	Sunset Safari	SIGNA™ Architect, SIGNA Artist, SIGNA Creator, SIGNA Explorer, SIGNA Voyager, SIGNA Pioneer, SIGNA PET/MR, Optima™ MR450w/MR450w + Gem, Discovery™ MR450, Discovery MR750, Discovery MR750w/MR750w + GEM, SIGNA Vibrant 1.5T, SIGNA HDxt 1.5T/3.0T, and SIGNA HDi 1.5T
MR	Deep Blue Sea	SIGNA™ Architect, SIGNA Artist, SIGNA Creator, SIGNA Explorer, SIGNA Voyager, SIGNA Pioneer, SIGNA PET/MR, Optima™ MR450w/MR450w + Gem, Discovery™ MR450, Discovery MR750, Discovery MR750w/MR750w + GEM, SIGNA Vibrant 1.5T, SIGNA HDxt 1.5T/3.0T, and SIGNA HDi 1.5T
Nuc Med	Jungle	NM/CT 870 CZR, NM/CT 870 DR, NM/CT 860/850, NM 830, Discovery NM/CT 670 Pro & NM/CT 670, Optima NM/CT 640, and Discovery NM 630
Nuc Med	Junior Explorer Park	NM/CT 870 CZR, NM/CT 870 DR, NM/CT 860/850, NM 830, Discovery NM/CT 670 Pro & NM/CT 670, Optima NM/CT 640, and Discovery NM 630
PET/CT	Cozy Camp	Discovery IQ, Discovery PET/CT 600 or 690, Discovery VCT
X-ray	Bear Brook	Discovery XR656 Plus, Discovery XR656 HD/XR656/XR650, Optima XR646 HD/XR646
X-ray	Beachside	Discovery XR656 Plus, Discovery XR656 HD/XR656/XR650, Optima XR646 HD/XR646
X-ray	Playful Park	Discovery XR656 Plus, Discovery XR656 HD/XR656/XR650, Optima XR646 HD/XR646
X-ray	Cub River Falls	Precision™ 500D





Specifications

- All specifications are subject to change without notice
- The product and brand names herein are the trademarks or registered trademarks of their respective owners

Pricing

- Please call to obtain current pricing. All pricing and product availability is subject to change without notice
- Price invoiced will be the price in effect at the time of order entry
- Quotations available upon request

Product Returns

- Immediately upon receipt, please inspect all deliveries for order accuracy and condition

Addresses

Contact your local GE Representative



www.gehealthcare.com

Harnessing data and analytics across hardware, software and biotech, GE Healthcare is the \$19 billion healthcare business of GE (NYSE:GE). As a leading provider of medical imaging equipment, with a track record of more than 100 years in the industry and more than 50,000 employees across 100 countries, we transform healthcare by delivering better outcomes for providers and patients.

Imagination at work

GE Healthcare
3000 North Grandview
Waukesha, WI 53188
USA
www.gehealthcare.com

¹ Optima NM/CT 640: A room designed with children in mind. GE Healthcare. Case study, 2015.

©2019 General Electric Company.

General Electric Company reserves the right to make changes in specifications and features shown herein, or discontinue the product described at any time without notice or obligation. This does not constitute a representation or warranty or documentation regarding the product or service featured. The results expressed in this document may not be applicable to a particular site or installation and individual results may vary. This document and its contents are provided to you for informational purposes only and do not constitute a representation, warranty or performance guarantee from GE Healthcare.

GE, the GE Monogram, and imagination at work are trademarks of General Electric Company.

GE Healthcare, a division of General Electric Company.

All other product names and logos are trademarks or registered trademarks of their respective companies.

JB39292USA(2)a(3)

Rev. 10/2019